

Choose your desired wall from our range then the features and finishes that suit you



1800 Contemporary Wall



1800 Traditional Wall

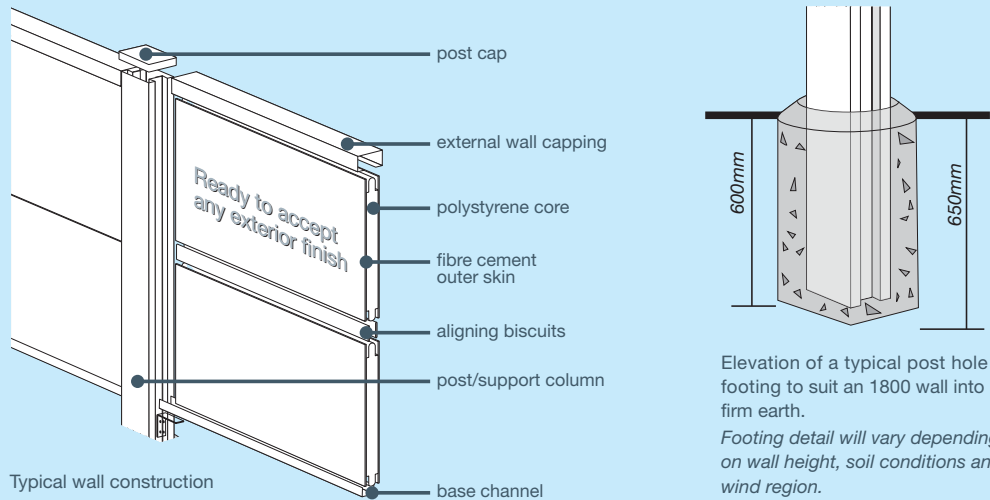


2100 Estate



2700 Barrier Wall

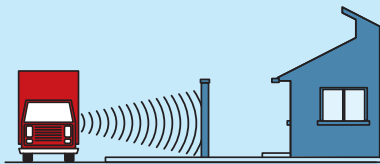
Typical Cross Section



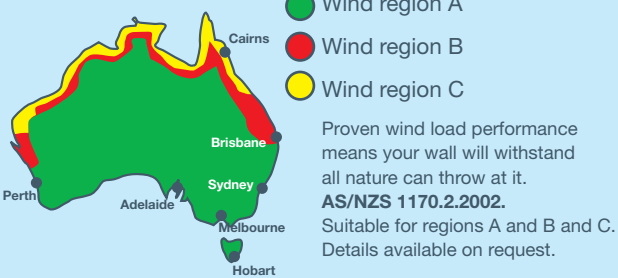
Typical wall construction

Sound Reduction Qualities

Keep both the traffic and the neighbours at bay with the Garden Wall System. National Acoustic Lab tested and rated. Details available on request



Wind Regions



Garden Wall systems



new boundaries

the industry leader in innovative, cost effective, versatile and stylish walls that enhance the look and value of your property

feature walls

boundary walls

security walls

noise barriers

commercial walls



Modular Wall systems

FACTORY BACKED PRODUCT WARRANTY

For a detailed description of all wall types and styles see the specifications on the web site

www.modularwalls.com.au 1300 556 957

Build a rendered look wall in a fraction of the time.



Contemporary wall plus timber inserts



Contemporary wall 1800



Traditional wall



Estate wall 1800

Cost Effective

With considerable time and cost savings over a comparable brick wall and with minimal site disturbance during construction the 'garden wall' is more than just an economical decision. Great for sites that would normally be inaccessible to masonry walls.

By using this unique walling system you eliminate the need for;

- bricklayers
- earth moving equipment
- renderers
- mess during construction
- **no need for expensive strip footings**



Versatility and Freedom

Perfect for boundaries as well as low front walls, the 'garden wall system' allows you to choose your own tailored finish from a simple acrylic paint to a Tuscan style render. This means that neighbours on both sides of the boundary can choose both a colour and finish that suits them, eliminating disputes.

Whatever the style of your home be it Federation, ultra modern or anything in between there is a style and finish to suit.

Why not enhance your wall with other materials such as timber slats, pickets or wrought iron to add a truly individual look. Add a water feature, lighting effects, audio or security systems. All walls are internally recessed to accept wiring for a number of services.



Private and Secure

Whether your screening off a section of your garden or a freeway its solid, high impact resistant construction with standard heights from 900mm up to 2.7 metres, creates both a visual and sound barrier.

Experience the security and sound reduction qualities of a masonry wall at a fraction of the price.



Strong and Durable

Composite panel technology provides a super strong yet light weight wall that will continue to look great year after year with minimal upkeep.

The wall displays amazing rigidity in any situation. The unique post design allows for any future ground movement internally within the post.

This means no more cracks in a rendered wall.

Incorporate a decorative timber or similar into any wall style.